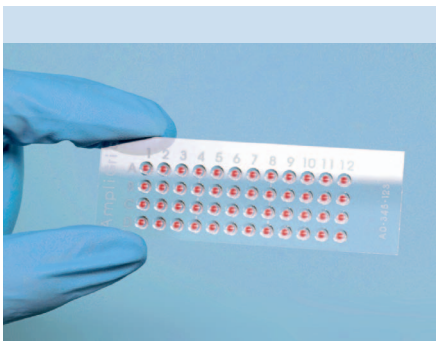


AmpliGrid Automated Cell Detection



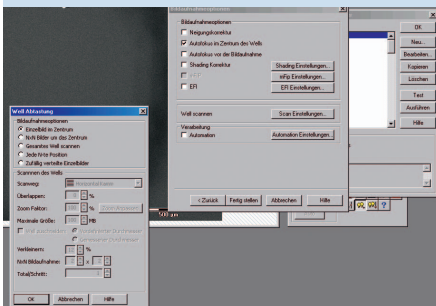
AmpliGrid AG480F

Features

- Automated image acquisition, cell detection and counting for research applications
- Add-on module for Olympus microscopes and software
- Multiple parameter options: cell size, fluorescence, ROI, cell form factor
- Output: .txt /.xls file for compatible data processing

Applications

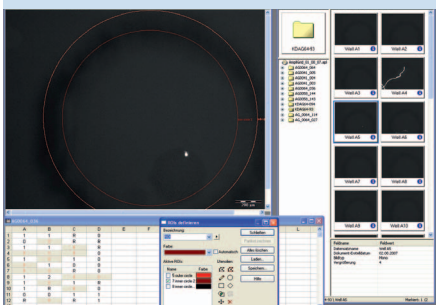
- Single cell (RT)-PCR
- High-throughput screening
- Routine FACS™ control



User defined parameters

Advantages

- Perfect fit to AmpliGrid product line
- Complete and reliable experimental documentation
- Minimized hands-on time, walk-away operation
- Eliminates subjective result interpretation
- Fast and convenient workflow



Cell detection software

Order Information

Ref.-No	Product	Description
OAX04117	Cell Detection Software	Cell Detection software module for Olympus cell package

BD, the BD logo, FACS™, FACSaria™ and FACSFlow™ are registered trademarks of Becton, Dickinson and Company.
For research use only. Not for use in diagnostic procedures.

www.advalytix.com